



DAV PUBLIC SCHOOL, ANPARA, SONEBHADRA

Summer Vacation Assignment

SESSION-2025-26

CLASS: I A/B

CLASS TEACHERS :APARNA SRIVASTAVA / MITHLESH

| S.No. | SUBJECT | ASSIGNMENT | LEARNING OBJECTIVE | LEARNING OUTCOME |
|-------|---------|------------------------------------------------------------------------------------------------------------------------------------------------------------------------------------------------------------------------------------------------------------------------------------------------------------------------------------------------------|---------------------------------------------------------------------------------------------------------------------------------------------------------------------------------------------------------------------------------------------------------------------------------------------------------------------------------------------------------------------------------------------------------------------------------------------------------------------|-----------------------------------------------------------------------------------------------------------------------------------------------------------------------------------------------------------------------------------------------------------|
| 1 | ENGLISH |  <ol style="list-style-type: none">1. Paste words of 'ee', 'll' sound words on caterpillar (craft work on chart paper) with pictures.2. Write 3 page good handwriting.3. Read L-1 to L- 4 , learn new words and Q/Answer. |  <ol style="list-style-type: none">1. The students can identify and learn 'ee' & 'll' sound words and pronounce them appropriately with proper accent.2. The students can identify pictures associating words with them.3-Children can improve their handwriting.4. Children will learn new words and their appropriate meaning. | <ol style="list-style-type: none">1. Students will have good knowledge of 'ee' and 'll' sound words along with their pronunciation.2. Students will associates words with pictures.3-They will improve their handwriting. |

| | | | | |
|---|-------|--------------------------------------------------------------------------------------------------------------------------------------------------------------------------------------------------------------------------------------------------------------------------------------------------------------------------------------------------|--------------------------------------------------------------------------------------------------------------------------------------------------------------------------------------------------------------------------------------------------------------------------------------------------------------|-----------------------------------------------------------------------------------------------------------------------------------------------------------------------------------------------------------------------------------------------------------------------------------------------------|
| 2 | HINDI | <p>1.'आ' और 'इ' मात्रा के शब्दों के चित्र स्ट्रैपबुक में चिपकाएं ।</p> <p>2. न्यूज़पेपर से 'आ' और 'इ' मात्रा के शब्दों को छाँटकर 5- 5 वाक्य बनाएं।</p> <p>3. "राजा बेटा" कविता अभिनय के साथ याद करें।</p> <p>4. पाठ 1 से 4 तक के नए शब्द एवं प्रश्न / उत्तर दोहराएं।</p> | <p>1.बच्चे शब्दों के आधार पर किसी भी वस्तु या उसके चित्र को पहचान सकेंगे।</p> <p>2. बच्चे किसी भी घरेलू वस्तु से कोई नई आकृति रचनात्मकता को प्रदर्शित कर सकेंगे।</p> <p>3.बच्चे कविता को अभिनय एवं भाव के साथ याद करेंगे।</p> <p>3.बच्चे किसी भी मात्रा का ज्ञान अर्जित कर शब्दों को पढ़ एवं लिख सकेंगे।</p> | <p>1. बच्चे हिंदी वर्ण माला के अक्षरों की आकृति व ध्वनि को पहचानते हैं।</p> <p>2.किसी भी घरेलू या सामान्य चीजों से किसी भी आकृतिया के चित्र बनाना जानते हैं।</p> <p>3. बच्चे कविता को अभिनय एवं भाव के साथ लय में याद करते हैं ।</p> <p>3. बच्चे शब्दों को पढ़कर संबंधित वस्तु को पहचानते हैं ।</p> |
| 3 | MATHS | <p>1. Write number names from 1 to 20 and learn it.</p> <p>2. Paste pictures on half chart for comparison in Tall/ Short, More/ Less, Few/ More, Thick/ Thin and Far/ Near.</p> <p>CRAFT WORK- Paste balloons and kites and write missing number in them.(on chart paper). (You can take help of Mathematics book)</p> | <p>Students can</p> <p>1. have the knowledge of comparison of different sizes of objects which are present in their surrounding.</p> <p>2. reveal their creativity by making images with the help of ordinary or insignificant things.</p> <p>3. identify number and their application in their life.</p> | <p>Students will</p> <p>1. identify the things which are big and small or different sizes.</p> <p>2. take out objects up to 20 from a given collection of objects.</p> |

| | | | | |
|---|------------|------------------------------------------------------------------------------------------------------------------------------------------------------------------------------------------------------------------------------------------------------------------------------------------------------------------|-----------------------------------------------------------------------------------------------------------------------------------------------------------------------------------------------------------------------------------------------------------------------------------------------------------------------------------------|-----------------------------------------------------------------------------------------------------------------------------------------------------------------------------------------------------------------------------------------|
| 4 | EVS | <ol style="list-style-type: none"> 1. Make an album of your favorite things which Keep you clean like- Soap, Tooth paste, Oil, Tooth brush, shampoo, etc. 2. Write five lines on “Myself” with photographs and learn it. 3. Paste pictures of sense organs on disposable plate. | <p>Students can</p> <ol style="list-style-type: none"> 1. understand their personality by focusing on his or her choice about their favourite soap,oil,shampoo etc. 2. understand the importance of their sense organs in their life. 3. develop their ideas of making the things hygenic around them. | <p>Students will</p> <ol style="list-style-type: none"> 1. understand and develop their personality. 2. value their body parts for their sound health. 3. always keep the surroundings neat and clean. |
|---|------------|------------------------------------------------------------------------------------------------------------------------------------------------------------------------------------------------------------------------------------------------------------------------------------------------------------------|-----------------------------------------------------------------------------------------------------------------------------------------------------------------------------------------------------------------------------------------------------------------------------------------------------------------------------------------|-----------------------------------------------------------------------------------------------------------------------------------------------------------------------------------------------------------------------------------------|

DAV PUBLIC SCHOOL, ANPARA, SONEBHADRA

Summer Vacation Assignment

SESSION-2025-26

CLASS: II A/B

CLASS TEACHER: SHIPRA SRIVASTAVA & RACHANA SINGH

| S.No. | SUBJECT | Assignment |
|-------|---------|---------------------------------------------------------------------------------------------------------------------------------------------------------------------------------------------------------------------------------------------------------------------------------------------------------------------------------------------------------------------------|
| 1 | ENGLISH | <p>1. Make 'ar' Sound blend tree using cardboard or chart paper.</p> <p>2. Write riddles and draw or paste their pictures (refer to the book or you can frame.)</p> <p>3. Draw or paste some (10) pictures of Naming words from your surroundings.</p> <p>4. Write 3 pages handwriting. (Page no. 18 & 19) (NOTE- Do Q 2, 3 & 4 in class- work notebook.)</p> |
| 2 | HINDI | <p>१. गांव तथा शहर के यातायात के साधनों के फोटो चिपकाएँ या चित्र बनाएं (पृष्ठसंख्या-१४ भाषा अभ्यास पुस्तक)</p> <p>२. विपरीत शब्द लिखिए (पृष्ठसंख्या-४, १२)</p> <p>३. एक अनेक/ वचन बदलिए (पृष्ठसंख्या-४, १४)</p> <p>४. तीन पेज सुलेख लिखिए। (पृष्ठसंख्या- ८, ९)</p> <p>नोट – सभी कार्य अपनी कक्षाकार्य पुस्तिका में करें।</p> |



| | | |
|---|-------|-----------------------------------------------------------------------------------------------------------------------------------------------------------------------------------------------------------------------------------------------------------------------------------------------------------------------------------------------------------------------------------------------------------------------------------------------------------------------------------------------------------------------------------------------------------------------------------------------------------------------------------------------------------|
| | | |
| 3 | MATHS | <p>(NOTE- Do all Questions in Project file.)</p> <ol style="list-style-type: none"> 1. Make number cone of the following 3 digit numbers and write it in 3 different ways. (674, 258, 865 & 999) 2. Learn and write table from 2 to 5 two times. 3. Write numbers from 201 to 400. 4. Write no. 1 to 10 in ordinal no. 5. Write these numbers in words. (107,680,567,290,149) 6. Put <, >, =(page no. 22) 7. Arrange these numbers in ascending order. (916, 809, 430, 545, 625) 8. Arrange these numbers in descending order. (780, 575, 185, 328, 213) |
| 4 | EVS | <p>(NOTE- Do in c.w. notebook.)</p> <ol style="list-style-type: none"> 1. Prepare 'My Healthy Plate ' using disposable plate or chart paper. 2. Collect some pictures of good and bad habits and paste in your notebook. 3. Draw or paste 5 sense organs and mention their name with functions. |



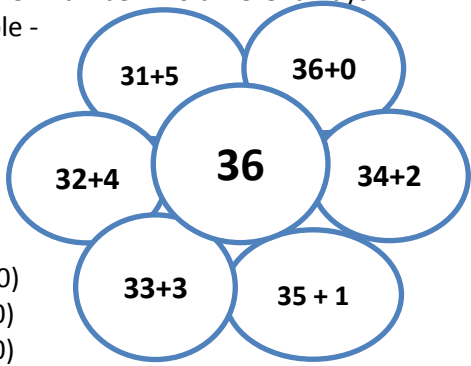
D.A.VPUBLICSCHOOL, ANPARA

Summer Vacation Assignment

SESSION-2025-26

CLASS: III

CLASS TEACHER –AKASH SINGH

| S.No. | SUBJECT | Assignment |
|-------|----------------|---------------------------------------------------------------------------------------------------------------------------------------------------------------------------------------------------------------------------------------------------------------------------------------------------|
| 1. | ENGLISH | 1. Poster Making – Do's and Don'ts at the zoo (Animal World) 2. Paste 5 pictures of common naming word and write three special names for each of these common names. |
| 2. | HINDI | 1. भाषामाधुरीसेतीनपृष्ठसुलेखलिखिए। 2. स, श, षसेपाँच-पाँचशब्दलिखिए। 3. नामवालेशब्दऔरकामवालेशब्दपाँच - पाँचलिखिए। 4. कार्डबोर्डपरशेरकेमुँहकीआकृतिबनाकररंगभरेंवकाटकरदोनोंकिनारोंपरछेदकरधागाबाँधकरमुखौटाबनाइए। |
| 3. | MATHS | <p>Add the given number in 6 different ways. For example -</p>  <p>ROLL NO: 1-10 (3000) 11-20 (4000) 21-30 (7000) 31-40 (1000) 41-50 (3000) 51-65 (2000)(in A4 size Paper)</p> |
| 4. | SCIENCE | 1. To make figure describing different Parts OF plants showing stem , root , flower , fruit , buds and leaves. 2. Learn types of different plants. |
| 5. | SOCIAL SCIENCE | 1. Paste or Draw pictures of Special Dishes from 5 different States. 2. Collect the photographs of your family members and make a family tree. |

D.A.V. PUBLIC SCHOOL, ANPARA, SONEBHADRA**SUMMER VACATION ASSIGNMENT (2025-2026)****CLASS : IV A/B****CLASS TEACHERS : M. LAHIRI, Y.C. MAHATO**

| Subject | Assignment |
|-----------------------|----------------------------------------------------------------------------------------------------------------------------------------------------------------------------------------------------------------------------------------------------------------------------------------------------------------------------------|
| English | 1.Prepare a chart of your favourite sports personalities and write their names. (in activity copy) 2.Flash card making: Make five flash cards of collective nouns. 3.Hand writing : three pages (H.W copy) |
| Hindi | 1. भाषा माधुरी से तीन पृष्ठ सुलेख लिखिए। 2. गायब, शब्द से दस शब्दों की लड़ी बनाइए। 3. भाषा माधुरी पाठ 2 से पांच काम वाले शब्द(क्रिया) तथा पांच नाम वाले शब्द (संज्ञा) छांटकर लिखिए। 4. दीपावली से संबंधित चित्र बनाकर लिखिए दीपावली कैसे मनाते हैं। |
| Maths | Make flower and write about the number (6-digit)on A4 size sheet. (1) Place value form (2) Expanded form. (3) Word form (4) Abacus form - for roll no. 1 – 10 4,86,293 11 – 20 3,01,783 21 – 30 8,24,307 32 – 40 1,13,625 41 – 50 4,44,444 51 – 58 3,65,186 |
| Science | Take some playing dough (clay), roll the clay into the shape of liver, stomach, food pipe and intestine. Make a well labeled 'Clay model of 'Human digestive system' |
| Social Science | 1. Family album:- draw or collect photographs of your family members and paste in the activity copy, write the relationship with them. 2. Draw or paste the pictures of four festivals celebrated in different parts of India. |